



Adpt-A32-OM32 Adaptor Map


NOTE: This diagram shows the channel mapping within the adaptor itself, and is not a map of the final pin-out.



A32
Female
(Top view)



OM32
Connector



NOTE: Print may vary on the Omnetics connector.

- Versions with one side with “Omnetics” printed and one blank side: the “Omnetics” side is oriented up
- Versions with one side with “NeuroNexus” printed and one side with “Omnetics” and a batch number printed: the “NeuroNexus” side is oriented up
- Print may be oriented toward user (shown above) or away from user

G = Ground
HR = Headstage Reference
PR = Probe Reference